



1 PREPARE 2 TREAT 3 MAINTAIN

DIAMOND OIL ACTIVE

PRODUCT DESCRIPTION

Diamond Oil Active is for those who appreciate an incredibly high level of quality when oiling their wooden floors. This exclusive, single-component, low-odour, extremely hard-wearing floor oil is made from the absolutely finest quality materials, is very easy to work with and assures minimal waste. Diamond Oil Active's unique hyper cross linking technology will give your

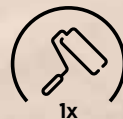
wooden floor a comfortable, non-slip surface that is extremely water repellent and easy to clean and maintain. The oil has a dry matter content of >90% and is suitable for machine-application when oiling untreated, new or newly-sanded wooden floors in all species of wood.

APPLICATION AREA

For untreated, new, or newly-sanded wooden surfaces.

Product information

Coverage: 20-25 m²/L
Packaging: 250 ml, 1 L & 2.5 L
Available in 9 colours



One coat system

One-layer full protection. High resistance to liquids, scratches and marks.



Fast drying

Dries just as fast as 2K oil/fully hardened in 5 days and ready for cleaning with water.




Natural solution

Isocyanate free and assures a minimum of waste. Gives the wood a beautiful breathable surface.



Easy to maintain

No special tools required. Just use the standard WOCA system.





WORK DESCRIPTION

Preparation

It is important that the product, the room and the floor are at a temperature between 15°C and 30°C and that air humidity is approx. 50 %. Wood humidity must not exceed 12 %. Make sure that the room is well-ventilated for optimal evaporation and drying time.

The floor must be free of dirt, grease, wax and sanding residue. Previously treated floors should be sanded down to bare wood with grit 100-120. Vacuum thoroughly. Wash the floor with WOCA Intensive Wood Cleaner and leave the floor to dry for at least 8 hours before applying the oil.

Risk of self-ignition!

Due to the risk of self-ignition it is important that sanding dust and oil wetted cloths are soaked in water and disposed of in a tightly closed container after use.

Please note


Do not expose the floor to water or clean it for the first 3-5 days while the oil is hardening. After 3-5 days the floor can be cleaned with WOCA Natural Soap, which gives the surface extra protection.

Maintenance and cleaning


Weekly cleaning: Natural Soap

Monthly care: Oil Refreshing Soap


Re-oiling: Maintenance Oil Diamond Active




CLEANING



APPLICATION



POLISHING



WIPING OFF

TREATMENT

- 1 Thoroughly shake the container of Diamond Oil Active, both before and during use. Containers with different batch numbers should be mixed to avoid colour mismatch. Apply the oil using a short-bristled paint roller (3-4 mm) in an even coat.
- 2 Leave the oil to penetrate for 10-15 min. If the oil soaks quickly into the wood, apply more oil.
- 3 Rub the oil into the wood until the floor appears saturated. Use a polishing machine with a white or beige pad.
- 4 Remove excess oil with dry, lint-free cotton cloths or pads until the surface no longer appears wet.
- 5 If an extra-attractive finish and resistance is desired, the floor can be repolished with 1 dl Diamond Oil Active per 10 m² within 6-12 hours of the first application. The oil should be polished thoroughly.

The floor can be used with caution after 24 hours.